

Mavzu:

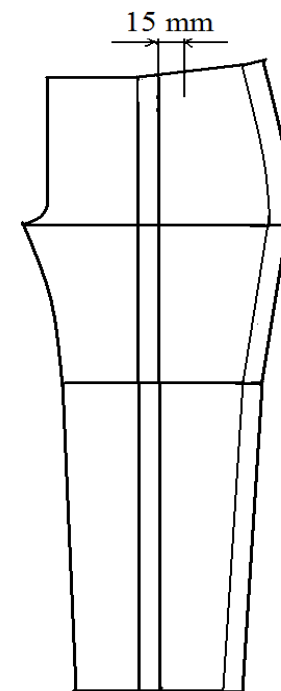
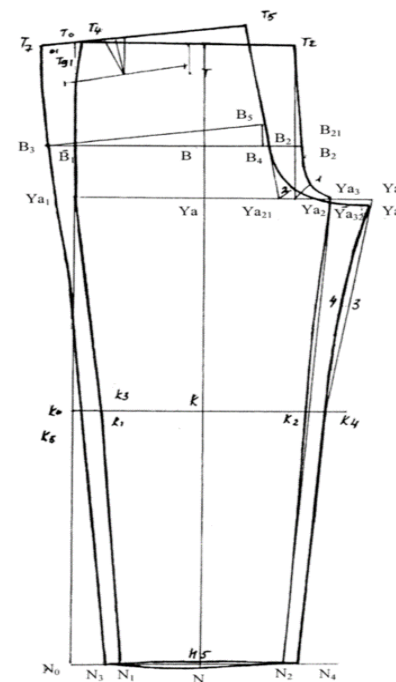
MAXSUS ISH KIIYIMLARINI
ANDOZASINI TAYYORLASH

Reja:

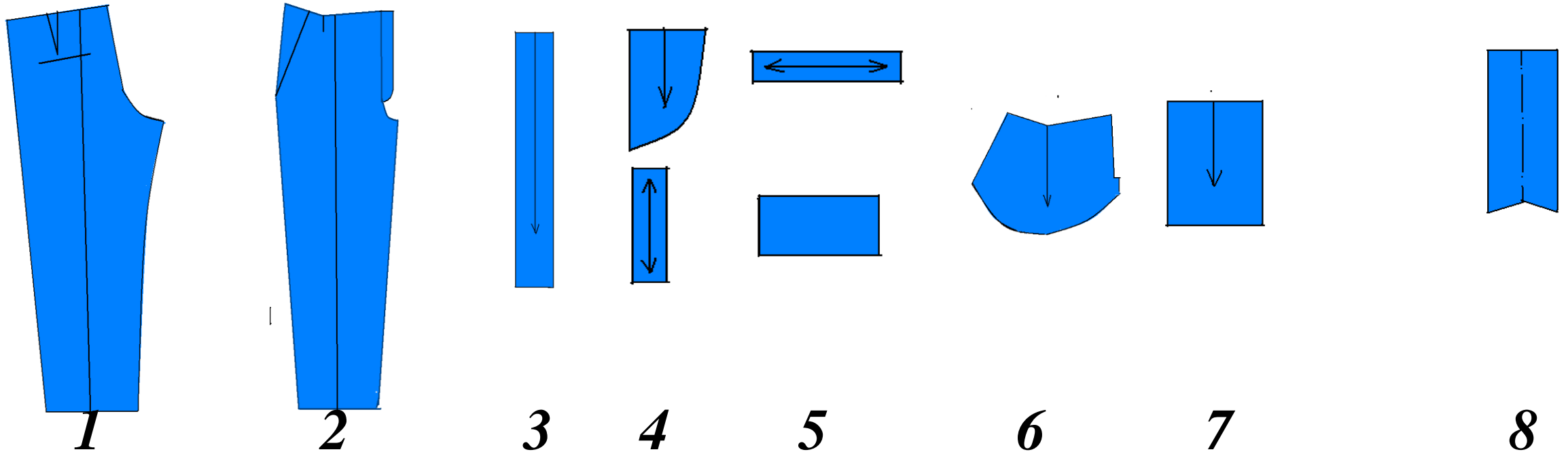
- ▶ Maxsus ish kiyimlarini o'ziga xos uslubda modellash
- ▶ Modellashtirilgan maxsus ish kiyimlarini andozalar asosida bijish
- ▶ Modellashtirilgan, bijilgan maxsus ish kiyimlarini tikish

Tanlangan maxsus ish kiyimlarini model eskizini rasmini chizish, maxsus kiyim asos konstruksiyasini modellashtirish uchun tayyorlash

MAXSUS ISH SHIMI ASOS KONSTRUKSIYASI CHIZMASI

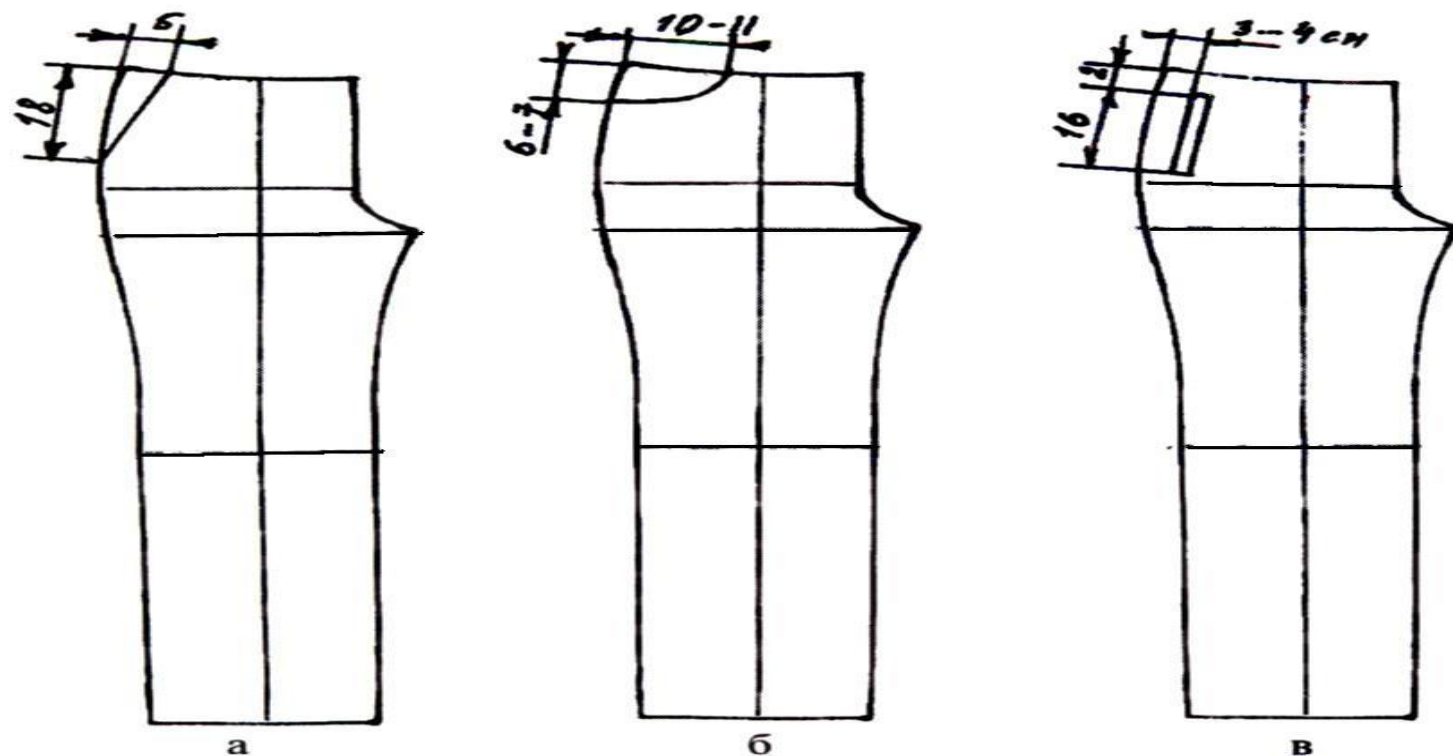


Maxsus ish kiyimi shimining orqa bo'lagini modellashtirish



1 – shim ort bo‘lagi; 2 – shim old bo‘lagi; 3 – belbog‘; 4 – old bo‘lak qiyalama cho‘ntak ko‘rinmasi; 5 – ort bo‘lak cho‘ntak ko‘rinmasi; 6 – cho‘ntak xalta; 7 – qirqma cho‘ntak mag‘izi; 8 – taqilma gulfigi; 9 – kamartutgich; 10 – qirqma cho‘ntak xaltasi.

. Old bo'lakda qirqim yon cho'taklarni modellashtirish namunalari:



Rasmda:

: *a* – qirqma og'ma cho'ntak; *b* – yoysimon figurali cho'ntak; *v* – qirqma listochkali cho'ntak.

Nazorat savollari:

- ▶ Maxsus ish kiyimini bichish uchun gazlamani tayyorlash jarayonini soʻzlab bering.
- ▶ Gazlamaga andazani qanday joylashtiriladi?
- ▶ Maxsus ish kiyimi shimida yirik va mayda boʻlaklarini ajratib bering.